

Vol 4 Issue 1 Oct 2014

ISSN No : 2249-894X

*Monthly Multidisciplinary
Research Journal*

*Review Of
Research Journal*

Chief Editors

Ashok Yakkaldevi
A R Burla College, India

Flávio de São Pedro Filho
Federal University of Rondonia, Brazil

Ecaterina Patrascu
Spiru Haret University, Bucharest

Kamani Perera
Regional Centre For Strategic Studies,
Sri Lanka

Welcome to Review Of Research

RNI MAHMUL/2011/38595

ISSN No.2249-894X

Review Of Research Journal is a multidisciplinary research journal, published monthly in English, Hindi & Marathi Language. All research papers submitted to the journal will be double - blind peer reviewed referred by members of the editorial Board readers will include investigator in universities, research institutes government and industry with research interest in the general subjects.

Advisory Board

Flávio de São Pedro Filho Federal University of Rondonia, Brazil	Delia Serbescu Spiru Haret University, Bucharest, Romania	Mabel Miao Center for China and Globalization, China
Kamani Perera Regional Centre For Strategic Studies, Sri Lanka	Xiaohua Yang University of San Francisco, San Francisco	Ruth Wolf University Walla, Israel
Ecaterina Patrascu Spiru Haret University, Bucharest	Karina Xavier Massachusetts Institute of Technology (MIT), USA	Jie Hao University of Sydney, Australia
Fabricio Moraes de Almeida Federal University of Rondonia, Brazil	May Hongmei Gao Kennesaw State University, USA	Pei-Shan Kao Andrea University of Essex, United Kingdom
Anna Maria Constantinovici AL. I. Cuza University, Romania	Marc Fetscherin Rollins College, USA	Loredana Bosca Spiru Haret University, Romania
Romona Mihaila Spiru Haret University, Romania	Liu Chen Beijing Foreign Studies University, China	Ilie Pinte Spiru Haret University, Romania
Mahdi Moharrampour Islamic Azad University buinzahra Branch, Qazvin, Iran	Nimita Khanna Director, Isara Institute of Management, New Delhi	Govind P. Shinde Bharati Vidyapeeth School of Distance Education Center, Navi Mumbai
Titus Pop PhD, Partium Christian University, Oradea, Romania	Salve R. N. Department of Sociology, Shivaji University, Kolhapur	Sonal Singh Vikram University, Ujjain
J. K. VIJAYAKUMAR King Abdullah University of Science & Technology, Saudi Arabia.	P. Malyadri Government Degree College, Tandur, A.P.	Jayashree Patil-Dake MBA Department of Badruka College Commerce and Arts Post Graduate Centre (BCCAPGC), Kachiguda, Hyderabad
George - Calin SERITAN Postdoctoral Researcher Faculty of Philosophy and Socio-Political Sciences Al. I. Cuza University, Iasi	S. D. Sindkhedkar PSGVP Mandal's Arts, Science and Commerce College, Shahada [M.S.]	Maj. Dr. S. Bakhtiar Choudhary Director, Hyderabad AP India.
REZA KAFIPOUR Shiraz University of Medical Sciences Shiraz, Iran	Anurag Misra DBS College, Kanpur	AR. SARAVANAKUMARALAGAPPA UNIVERSITY, KARAIKUDI, TN
Rajendra Shendge Director, B.C.U.D. Solapur University, Solapur	C. D. Balaji Panimalar Engineering College, Chennai	V.MAHALAKSHMI Dean, Panimalar Engineering College
	Bhavana vivek patole PhD, Elphinstone college mumbai-32	S.KANNAN Ph.D , Annamalai University
	Awadhesh Kumar Shirotriya Secretary, Play India Play (Trust), Meerut (U.P.)	Kanwar Dinesh Singh Dept.English, Government Postgraduate College , solan

More.....

Address:-Ashok Yakkaldevi 258/34, Raviwar Peth, Solapur - 413 005 Maharashtra, India
Cell : 9595 359 435, Ph No: 02172372010 Email: ayisrj@yahoo.in Website: www.ror.isrj.org



ACADEMIC ACHIEVEMENT DIFFERENTIALS OF CHILDREN WITH AND WITHOUT LEARNING DISABILITIES

Kuldeep Kaur

Department of Education, Panjab University, Chandigarh, INDIA.

Abstract:-

Learning disabilities may be a advanced condition to know despite the fact that its prevalence is incredibly high. it's been justifiedly labelled as a 'hidden handicap' because the symptoms are neither simply visible nor simple to decipher. One of the characteristic options of people (especially students) is that the marked discrepancy between their ability and performance. within the gift paper, the researcher re-emphasizes and re-establishes this reality by scrutiny the tutorial achievement of kids with learning disabilities (LD) and youngsters while not learning disabilities (NLD).

Keywords: Learning disabilities, academic achievement; children with learning disabilities; gender differentials.

INTRODUCTION

It's been more than six decades that the concept and the condition of learning disabilities was brought to the attention of the public and the professionals, but even today it creates a lot of confusion. And, why it should not? 'Learning disability' is a complex phenomenon to understand!

National Joint Committee on Learning Disabilities (1983) defines learning disabilities as:

"...a generic term that refers to mental retardation, psychological".

What most distinguishes learning disabilities from other disabilities is perhaps their invisible and seemingly benign character. A learning disability is present in a normally developing child with a normal intelligence (Reid, 1988).and (A)

(B) Academic skills disorders

©

In other words, learning disabilities refers to a variety of disorders that affect the acquisition, retention, understanding, organization or use of verbal and/or non-verbal information. Differently stated, the child with LD has average or above average intelligence, adequate sensory acuity, but is achieving considerably less than a composite of his intelligence, age, and educational ability would predict. Moreover, as a primarily academic problem, learning disabilities are often not manifested until the school years lay.

Typically result in underachievement in academic work (Winzer, 1990). The child with LD exhibits an educationally significant discrepancy between apparent capacity and functioning (Bateman, 1964). Academic underachievement is often compounded by excessive motor activity or attention deficits (Mercer, 1986; Santrock & Yussen, 1990).

The educational achievement and performance play a crucial role in determining the status of the individuals in the society. In a study, it was found that the children with learning disabilities have significantly lower overall self-esteem as compared to their peers (children without learning disabilities). This lower self-esteem may be a result of their inability to perform the tasks as others (their peers) do (Kaur, 2014).

The present paper discusses vis-à-vis across the levels of intelligence.

OBJECTIVES:

- 1.To study mean differentials between children with and without learning disabilities.
- 2.To study whether learning disabilities and academic achievement are independent (or unrelated).
- 3.To study gender differentials on academic achievement.

DELIMITATIONS:

- 1.The sample for the study was selected from Chandigarh city only.
- 2.The sample comprised of 6th class students only.
- 3.Academic achievement was not measured through any standardized tool; rather school records were accessed to obtain measures of students' academic achievement.
- 4.Since by definition, LDs possess average or above average intelligence, the study/comparison across levels of intelligence does not have any below average intelligence group for LDs and therefore no matching group of below average intelligence group of NLDs.

METHODOLOGY

Design: The present study is descriptive survey research intended to study (LD and NLD) across the levels of intelligence (average intelligence; above average intelligence; and high intelligence).

SAMPLE AND SAMPLING:

For the purpose of sample collection, multistage randomized sampling technique combined with matching was applied. An initial sample of 725 children studying in 6th class was selected. These children were administered Diagnostic Test of Learning Disability (DTLD) and Raven's

ACADEMIC ACHIEVEMENT DIFFERENTIALS OF CHILDREN WITH AND WITHOUT LEARNING DISABILITIES

Standard Progressive Matrices (SPM). Out of the initial sample of 725 children, children with learning disability (LD) were identified (on the basis of DTLD) and categorized (on the basis of their intelligence scores given by SPM). The children without learning disabilities (NLD) were matched with the LD on the basis of intelligence scores; gender; class and school. The final sample, therefore, comprised of 98 LD and 98 NLD. Out of 98 LD, 46 were in the average intelligence category ($LD_{AI} = 46$); 33 in the above average intelligence category ($LD_{AAI} = 33$) and 19 in the high intelligence category ($LD_{HI} = 19$). Similarly, out of 98 NLD, 46 were in the average intelligence category ($NLD_{AI} = 46$); 33 in the above average intelligence category ($NLD_{AAI} = 33$) and 19 in the high intelligence category ($NLD_{HI} = 19$).

TOOLS USED:

1. Diagnostic Test of Learning Disability (DTLD) by Swarup and Mehta (1993).
2. Standard Progressive Matrices (SPM) by Raven, Raven and Court (2000).
3. Information on academic achievement was obtained from the school records.

STATISTICAL ANALYSIS:

1. Descriptive analysis: Mean; Standard Deviation
2. Inferential analysis: Two-tailed t-test and chi-square (χ^2)

RESULTS AND DISCUSSIONS:

H₀: There exist no significant differences on Academic Achievement between children with learning disabilities (LD) and children without learning disabilities (NLD) across the levels of intelligence.

Table 1: Means; SDs; and t-values on Academic Achievement for LD and NLD

Categories & N	M _{LD}	M _{NLD}	SD _{LD}	SD _{NLD}	df	t	Remarks
$LD_{AI} = 46$ & $NLD_{AI} = 46$	50.75	60.72	11.17	12.95	90	3.948	Significant at 0.01 level
$LD_{AAI} = 33$ & $NLD_{AAI} = 33$	56.83	64.7	13.52	12.19	64	2.485	Significant at 0.05 level
$LD_{HI} = 19$ & $NLD_{HI} = 19$	59.07	74.4	14.81	14.7	36	3.201	Significant at 0.01 level
$LD_T = 98$ & $NLD_T = 98$	54.41	64.71	13.09	13.89	194	5.338	Significant at 0.01 level

Note: LD_{AI} & NLD_{AI} :- LD and NLD groups of Average Intelligence
 LD_{AAI} & NLD_{AAI} :- LD and NLD groups of Above Average Intelligence
 LD_{HI} & NLD_{HI} :- LD and NLD groups of High Intelligence
 LD_T & NLD_T :- Total sample of LDs and NLDs

Figure 1: Means on Academic Achievement for LD and NLD groups

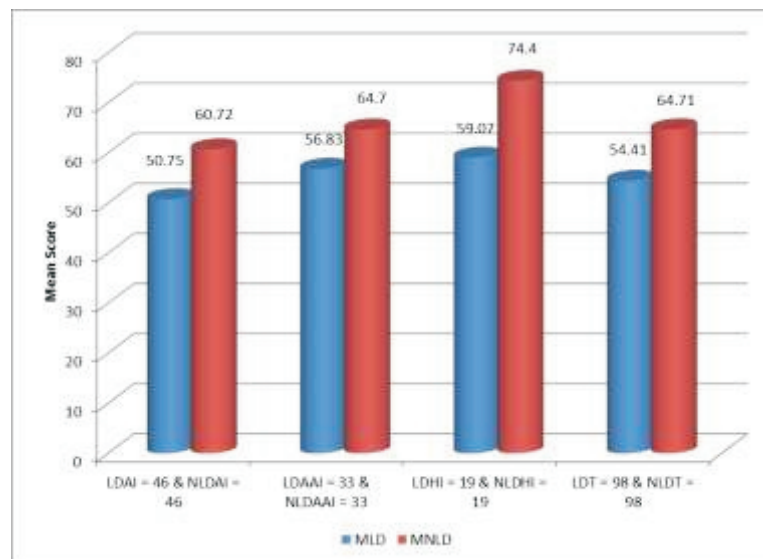


Table 1 gives the mean differentials between LD and NLD on academic achievement. The mean differentials (t-values) were significant (i) between NLD_{AI} and LD_{AI} at 0.01 level; (ii) between NLD_{AAI} and LD_{AAI} at 0.05 level; (iii) between NLD_{HI} and LD_{HI} at 0.01 level; and (iv) between NLD_T and LD_T at 0.01 level.

Therefore, the null hypothesis stating 'There exist no significant differences on Academic Achievement between children with learning disabilities (LD) and children without learning disabilities (NLD) across the levels of intelligence', is rejected.

Further, it is implied that the mean academic achievement score of LDs (total as well as across intelligence groups) is significantly lower than that of the NLDs (total as well as across intelligence groups).

H₂: Learning Disabilities and Academic Achievement (categorized in Divisions) are independent or unrelated.

Table 2a: Academic achievement (Divisions) of LD (Total=98; AI=46; AAI=33 & HI=19) and NLD (Total=98; AI=46; AAI=33 & HI=19)

	1 st Div		2 nd Div		3 rd Div	
	LD	NLD	LD	NLD	LD	NLD
AI	10 (21.74%)	22 (47.83%)	12 (26.09%)	13 (28.26%)	24 (52.17%)	11 (23.91%)
AAI	12 (36.36%)	20 (60.61%)	10 (30.30%)	12 (36.36%)	11 (33.33%)	1 (3.03%)
HI	8 (42.11%)	15 (78.95%)	6 (31.58%)	2 (10.53%)	5 (26.32%)	2 (10.53%)
Total	30	57	28	27	40	14

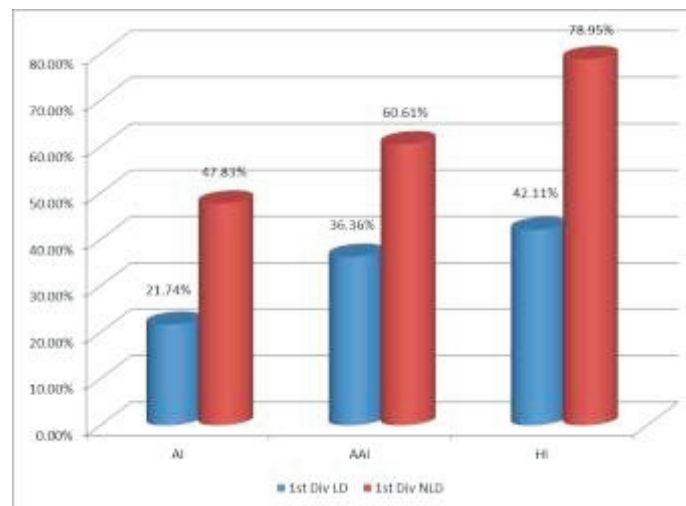
Note: 1st Division: – Scores 60% or above
 2nd Division: – Scores above 50% but below 60%

3rd Division: – Scores below 50%

Table 2b: χ^2 (Chi-square) for Academic Achievement (Divisions) of LD and NLD

	1st Div	2nd Div	3rd Div	χ^2	Remarks
LD	30	28	40	20.92	Significant at 0.01 level
NLD	57	27	14		

Figure 2: Show percentage of LD and NLD (of AI, AAI and HI) securing 1st Division



Tables 2a and 2b show that in the average intelligent LD category (i.e., LD_I) there are only 10 (21.74%) children having 1st division as compared to NLD_I of which 22 (47.83%) children have 1st division. Similarly, only 12 LD_{AAI} (i.e., 36.36%) have 1st division as compared to 20 NLD_{AAI} (i.e., 60.61%) who have 1st division. And, only 8 LD_{HI} (i.e., 42.11%) have 1st division as compared 15 NLD_{HI} (i.e., 78.95%) who have 1st division. On the whole, only 30 LD out of total 98 secured 1st division as compared to 57 NLD (also out of total 98) who secured 1st division.

χ^2 (Chi-square) was also found to be significant at 0.01 level leading to the rejection of null hypothesis stating ‘Learning Disabilities and Academic Achievement (categorized in Divisions) are independent or unrelated’. It may thus be interpreted that learning disabilities do lead to lower academic achievement.

H₃: There exist no significant gender differentials on academic achievement.

Table 3: Means; SDs and t-value on Academic Achievement for LD Males (N =55) and LD Females (N =43)

	M _{LD-M}	M _{LD-F}	SD _{LD-M}	SD _{LD-F}	df	t	Remarks
Academic Achievement	50.53	59.38	12.1	12.75	96	3.506	Significant at 0.01 level

Note: M_{LD-M} & SD_{LD-M}: - M (mean) and SD (standard deviation) of male LDs
 M_{LD-F} & SD_{LD-F}: - M (mean) and SD (standard deviation) of female LDs

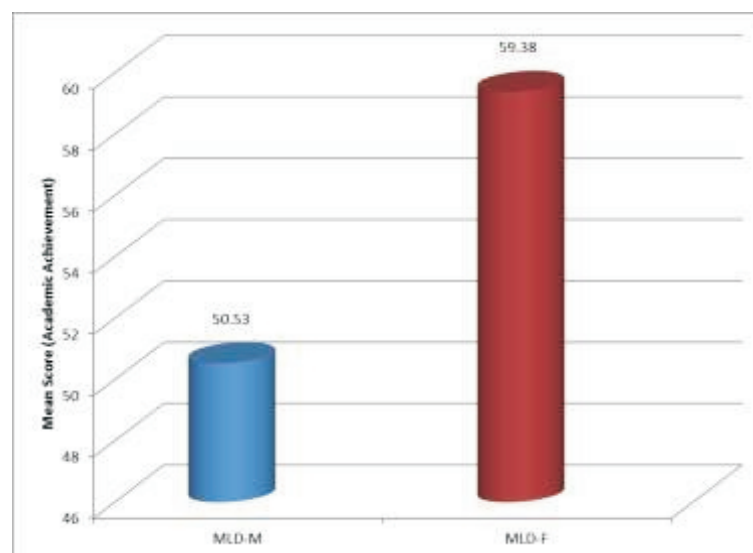
Figure 3: Means on Academic Achievement for LD Males (N =55) and LD Females (N =43)

Table 3 gives the gender mean differentials on academic achievement between LD males ($LD_M=55$) and LD females ($LD_F=43$).

The mean differential (t-value) between LD_M and LD_F on academic achievement is significant at 0.01 level of confidence, thereby leading to the rejection of the null hypothesis stating 'There exist no significant gender differentials on academic achievement'. Further, it may be concluded that the mean score of LD males is significantly lower as compared to the mean score of LD females on academic achievement.

CONCLUSIONS:

Review on learning disability show that this condition – in one or the other form – occurs among all groups, regardless of age, race and income (International Dyslexia Association, 1999). Children with learning disabilities find it difficult to keep pace with the present day cut-throat competition. Each LD child may require specialized teaching methods to learn at an acceptable rate.

As the results of this study indicate, children with learning disabilities (LD) have significantly lower academic achievement as compared to the children without learning disabilities (NLD) even when variables like intelligence, gender, and school were kept constant (through matching). The results also highlight and strengthen the point that LD achieve significantly lower than their potential, i.e., there is marked discrepancy between their ability and achievement, as is evident from their lower achievement despite their higher levels of intelligence.

Also, the gender differentials suggest that boys need comparatively more rigorous intervention and sympathetic accommodation. This should not be taken to mean that female students need less attention, it simply mean that when it comes to learning disabilities, male students are more prone to perform below their potential, and therefore, they demand/need extra effort from the teachers and parents.

It has been established that students with learning disabilities may be benefited through school-based interventions (Elbaum & Vaughn, 2003). Though, these children experience difficulties in processing the written language, they are often bright, creative, and talented individuals (Yoshimoto, 2000). Now it is time to focus on strengths of learning disabled children and effort should be made to help them realize their distinctive potential (West, 1998) instead of looking at them with a frustrating frown.

REFERENCES:

1. Bateman, B.D. (1965). An educator's view of a diagnostic approach to learning disorders. In Haring, N.G. – Behavior of Exceptional Children, A Bell & Howell Company, Columbus, Ohio.
2. Elbaum, B. & Vaughn, S. (2003). For which students with learning disabilities are self-concept interventions effective? *Journal of Learning Disabilities*, 36(2), 101-08.
3. International Dyslexia Association (formerly The Orton Dyslexia Society) Retrieved November 8, 2012, from <http://www.ldonline.org/article/6351>
4. Kaur, Kuldeep (2014). Self-esteem of the children with learning disabilities. *Golden Research Thoughts*, 4(3).
5. Mercer, C. D. (1986). Learning Disabilities. In N. G. Haring & L. McCormick (Eds.), *Exceptional children and youth* (4th ed.). Columbus: Charles E Merrill.
6. National Joint Committee on Learning Disabilities. (1983). Learning disabilities definition. *Learning Disability Quarterly*, Vol. 6, 42-44.
7. Raven, J., Raven J. C. & Court, J. H. (2000). *Standard Progressive Matrices*. Oxford Psychologists Press Ltd., UK.
8. Reid, D. K. (1988). *Teaching the learning disabled*. Needham Heights, MA: Allyn & Bacon.
9. Santrock, J. W. & Yussen, S. R. (1990). *Child Development: An introduction*. (4th ed.). Dubuque, Iowa: WCB.
10. Swarup, S. & Mehta, D. H. (1993). *Diagnostic Test of Learning Disability*. SNDT Women's Univ., Bombay.
11. West, Thomas G. (1998). *Reading and Attention Disorders – Neurobiological Correlates*. (Ed.) Drake D Duane. York Press, Inc.
12. Winzer, M: *Children with exceptionalities: A Canadian perspective* (2nd ed.). Scarborough, Ontario: Prentice Hall Canada Inc., 1990.
13. Yoshimoto, Ron (2000). Celebrating Strengths and Talents of Dyslexic Children: An Educational Model. *Perspectives*, 26(2).



Kuldeep Kaur

Department of Education, Panjab University, Chandigarh, INDIA.

Publish Research Article International Level Multidisciplinary Research Journal For All Subjects

Dear Sir/Mam,

We invite unpublished Research Paper, Summary of Research Project, Theses, Books and Books Review for publication, you will be pleased to know that our journals are

Associated and Indexed, India

- * Directory Of Research Journal Indexing
- * International Scientific Journal Consortium Scientific
- * OPEN J-GATE

Associated and Indexed, USA

- ✍ DOAJ
- ✍ EBSCO
- ✍ Crossref DOI
- ✍ Index Copernicus
- ✍ Publication Index
- ✍ Academic Journal Database
- ✍ Contemporary Research Index
- ✍ Academic Paper Database
- ✍ Digital Journals Database
- ✍ Current Index to Scholarly Journals
- ✍ Elite Scientific Journal Archive
- ✍ Directory Of Academic Resources
- ✍ Scholar Journal Index
- ✍ Recent Science Index
- ✍ Scientific Resources Database

Review Of Research Journal
258/34 Raviwar Peth Solapur-413005, Maharashtra
Contact-9595359435
E-Mail-ayisrj@yahoo.in/ayisrj2011@gmail.com
Website : www.ror.isrj.org